TOVI

KOMODA 3D

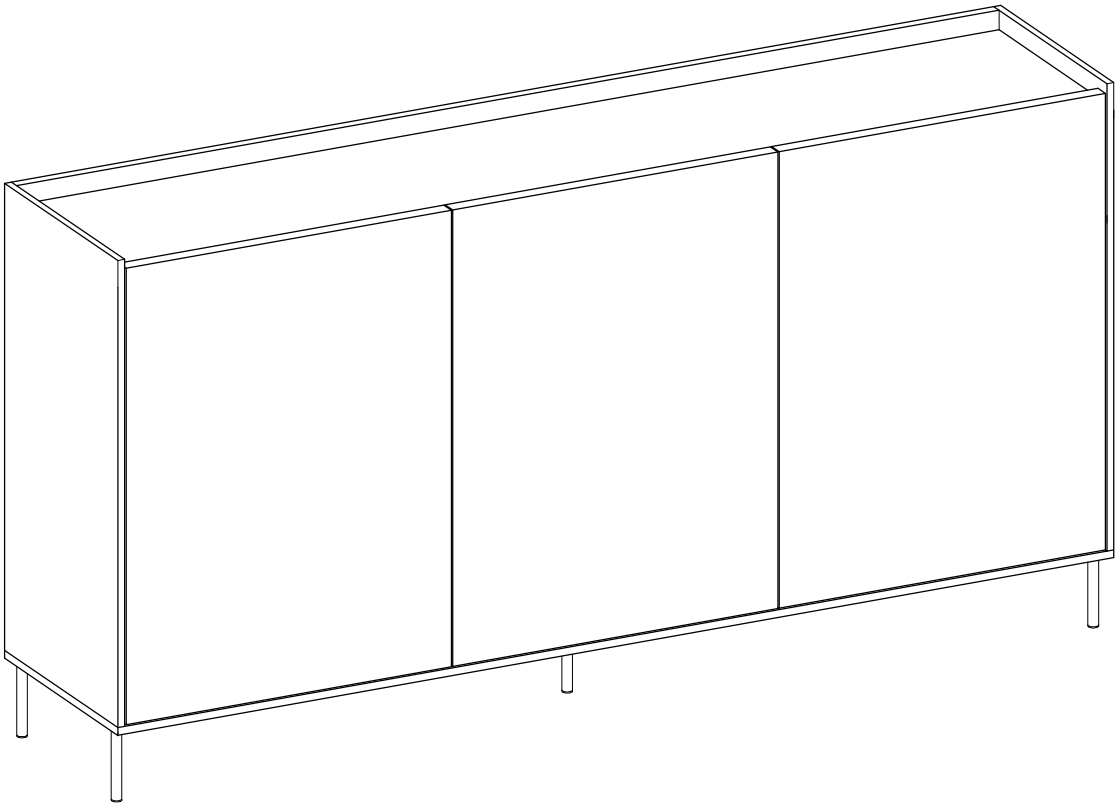

Selsey
design

+S

TOVI

PL

- Zalecamy nie wyrzucać opakowania dopóki nie ukończysz montażu.
- Montażu najlepiej dokonać na miękkiej i czystej powierzchni, takiej jak tektura, ręcznik, koc.
- Uchroni to przed uszkodzeniem krawędzi mebla.
- Zarówno opakowania plastikowe, jak i okucia trzymaj w miejscu niedostępnym dla niemowląt i dzieci.
- Wszystkie połączenia powinny być odpowiednio dokręcone.
- Przed przystąpieniem do montażu prosimy zapoznać się z całą instrukcją montażu.
- Nie montować elementów, jeśli zauważysz wady lub uszkodzenia.

PRZED PRZYSTĄPIENIEM DO MONTAŻU SPRAWDŹ, CZY NIE BRAKUJE ŻADNYCH ELEMENTÓW.

NL

- Wij raden aan de verpakking niet weg te gooien totdat de montage is voltooid.
- Voer de montage uit op een zachte en schone ondergrond, zoals karton, een handdoek of een deken.
- Dit voorkomt beschadiging van de randen van het meubel.
- Houd zowel plastic verpakkingen als beslag buiten het bereik van baby's en kinderen.
- Zorg ervoor dat alle verbindingen goed zijn aangedraaid.
- Lees de volledige montagehandleiding voordat u begint.
- Monteer geen onderdelen als u gebreken of schade opmerkt.

CONTROLEER VÓÓR DE MONTAGE OF ER ONDERDELEN ONTBREKEN.

EN

- We recommend not discarding the packaging until assembly is complete.
- Perform assembly on a soft and clean surface, such as cardboard, a towel, or a blanket.
- This will prevent damage to the edges of the furniture.
- Keep both plastic packaging and hardware out of reach of infants and children.
- Ensure all connections are properly tightened.
- Please read the entire assembly manual before starting assembly.
- Do not assemble parts if you notice defects or damage.

BEFORE STARTING THE ASSEMBLY, CHECK IF ANY PARTS ARE MISSING.

IT

- Si consiglia di non gettare l'imballaggio fino al completamento del montaggio.
- Eseguire il montaggio su una superficie morbida e pulita, come cartone, asciugamano o coperta.
- Questo proteggerà i bordi del mobile da eventuali danni.
- Tenere sia gli imballaggi in plastica che la ferramenta fuori dalla portata di neonati e bambini.
- Assicurarsi che tutte le connessioni siano adeguatamente serrate.
- Si prega di leggere attentamente l'intero manuale di montaggio prima di iniziare.
- Non montare i componenti se si notano difetti o danni.

PRIMA DI PROCEDERE CON IL MONTAGGIO, VERIFICA SE MANCANO DEI PEZZI.

DE

- Wir empfehlen, die Verpackung nicht zu entsorgen, bevor die Montage abgeschlossen ist.
- Führen Sie die Montage auf einer weichen und sauberen Oberfläche wie Pappe, einem Handtuch oder einer Decke durch.
- Dies verhindert Schäden an den Kanten des Möbelstücks.
- Bewahren Sie sowohl die Plastikverpackungen als auch die Beschläge außerhalb der Reichweite von Säuglingen und Kindern auf.
- Stellen Sie sicher, dass alle Verbindungen festgezogen sind.
- Bitte lesen Sie die gesamte Montageanleitung, bevor Sie mit der Montage beginnen.
- Montieren Sie keine Teile, wenn Sie Mängel oder Schäden feststellen.

ÜBERPRÜFEN SIE VOR BEGINN DER MONTAGE, OB TEILE FEHLEN.

FR

- Nous recommandons de ne pas jeter l'emballage avant d'avoir terminé le montage.
- Assemblez sur une surface douce et propre, comme du carton, une serviette ou une couverture.
- Cela évitera d'endommager les bords du meuble.
- Gardez les emballages en plastique et les fixations hors de portée des nourrissons et des enfants.
- Assurez-vous que toutes les connexions sont correctement serrées.
- Veuillez lire l'intégralité du manuel d'assemblage avant de commencer.
- Ne montez pas les éléments si vous constatez des défauts ou des dommages.

AVANT DE COMMENCER LE MONTAGE, VÉRIFIEZ S'IL MANQUE DES PIÈCES.

ES

- Recomendamos no desechar el embalaje hasta completar el montaje.
- Realice el montaje en una superficie suave y limpia, como cartón, una toalla o una manta.
- Esto evitará daños en los bordes del mueble.
- Mantenga tanto los embalajes de plástico como las piezas fuera del alcance de bebés y niños.
- Asegúrese de que todas las conexiones estén correctamente apretadas.
- Lea todo el manual de montaje antes de comenzar.
- No monte las piezas si nota defectos o daños.

ANTES DE COMENZAR EL MONTAJE, VERIFICA SI FALTA ALGUNA PIEZA.

CZ

- Doporučujeme nevyhazovat obal, dokud nedokončíte montáž.
- Montáž provádějte na měkkém a čistém povrchu, jako je karton, ručník nebo deka.
- To zabrání poškození hran nábytku.
- Uchovávejte plastové obaly i kování mimo dosah kojenců a dětí.
- Ujistěte se, že všechny spoje jsou řádně utaženy.
- Před zahájením montáže si prosím přečtěte celý montážní návod.
- Nemontujte díly, pokud zjistíte vady nebo poškození.

PŘED ZAHÁJENÍM MONTÁŽE ZKONTROLUJTE, ZDA NECHYBÍ ŽÁDNÉ DÍLY.

Kraj pochodzenia: Polska	Herkunftsland: Polen	Land van herkomst: Polen	Pays d'origine: Pologne
Country of origin: Poland	País de origen: Polonia	Paese di origine: Polonia	Země původu: Polsko

PRODUCENT | HERSTELLER | FABRIKANT | FABRICANT MANUFACTURER | FABRICANTE | PRODUTTORE | VÝROBCE:

P.P.U.H. MILOMAR
ul. Słoneczna 17a
56-504 Dziadowa Kłoda

DYSTRYBUTOR | VERTRIEBSPARTNER | DISTRIBUTEUR | DISTRIBUTEUR DISTRIBUTOR | DISTRIBUIDOR | DISTRIBUTORE | DISTRIBUTOR

SELSEY Sp. z o.o.
ul. Fabryczna 6
53-609 Wrocław
biuro@selsey.pl



ø8x35mm A1	ø15/12mm C	D1	ø7x50mm B	4mm O	J4	F4	3.5x16mm P36
8	8	8	12	1	12	5	20
ø3.5x15mm P25	ø35/KR-15 G7	ø35/KR-8 G8	F10	ø3.5x13mm P4	QLUE O11	E	
12	4	2	50	1	1	8	

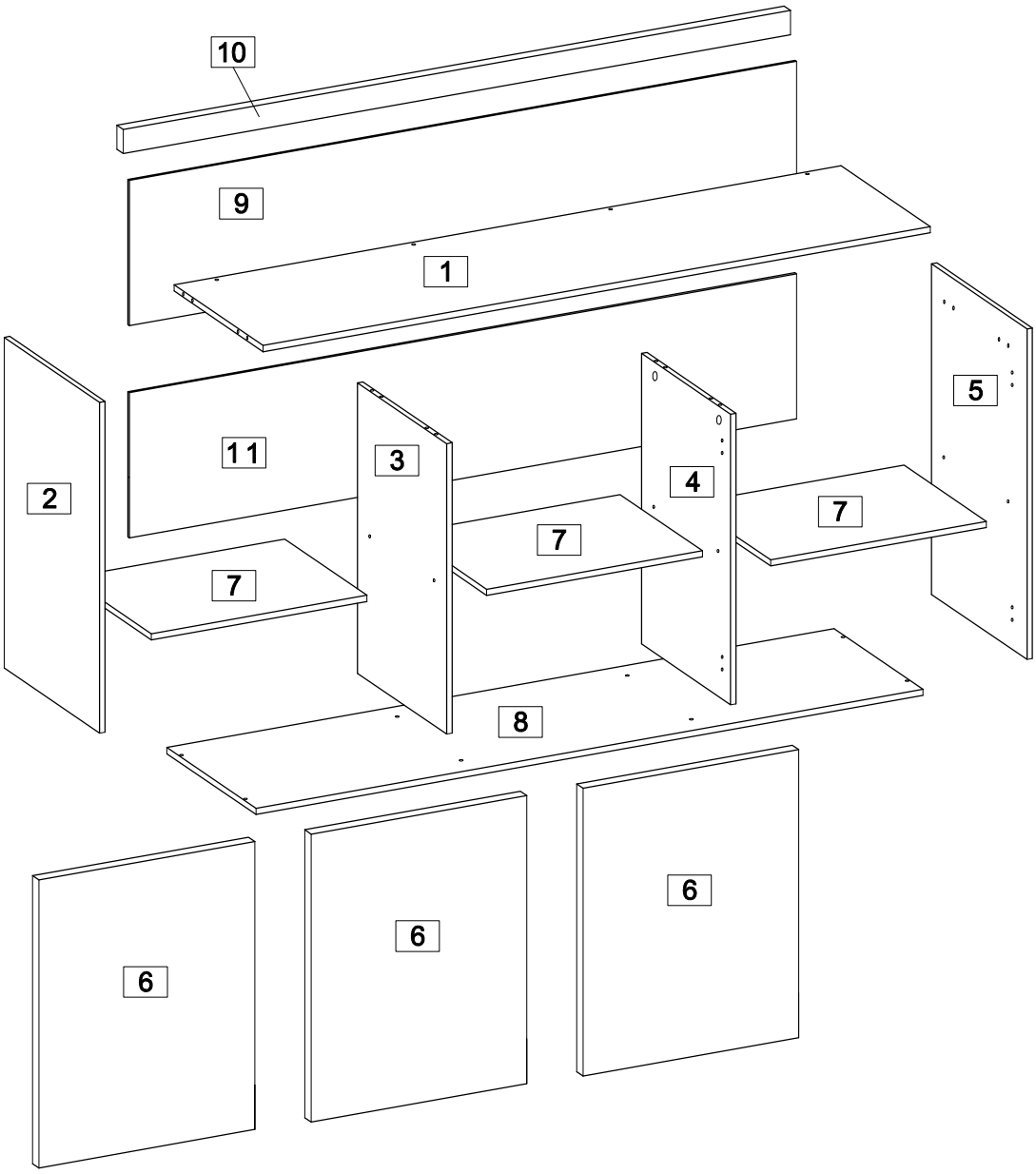

1	2	3	4	5	6	7	8	9	10	11	
332x1366x16 mm	764x364x16 mm	698x332x16 mm	698x332x16 mm	764x364x16 mm	728x452x16 mm	444x330x16 mm	1400x364x16 mm	1394x338x3 mm	1366x50x16 mm	1394x388x3 mm	
1x	1x	1x	1x	1x	3x	3x	1x	1x	1x	1x	

+S

TOVI

1

D1	ø15/12mm C	ø8x35mm A1	J4	O11
4	4	4	12	

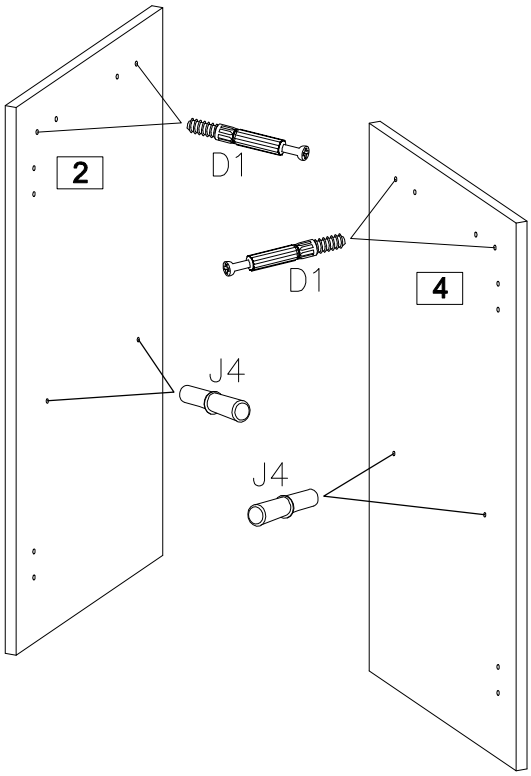

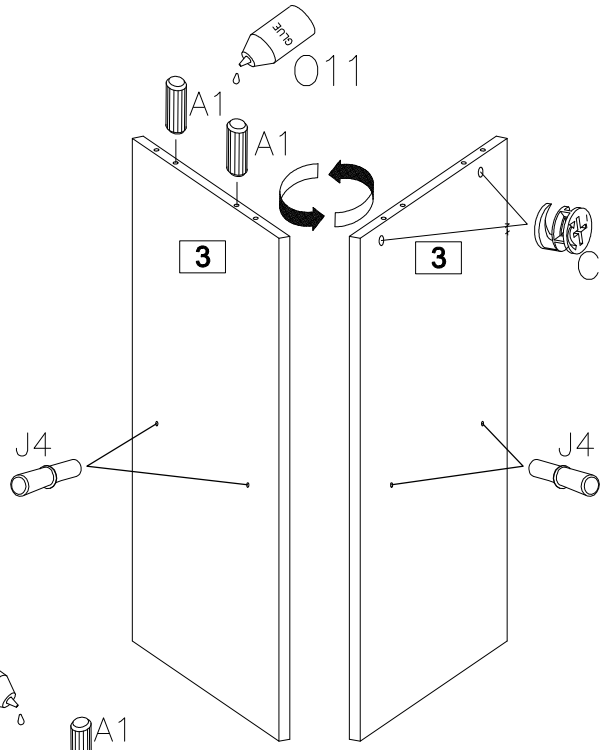

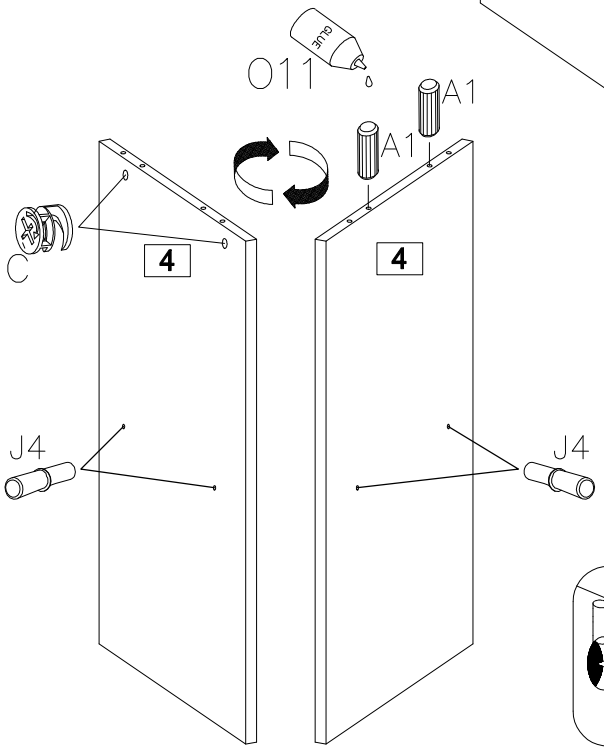

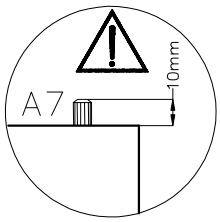

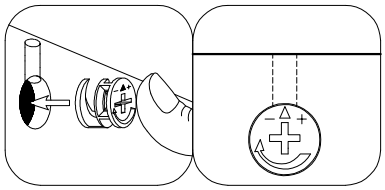

2

ø15/12mm C	ø8x35mm A1	D1	O11
4	4	4	

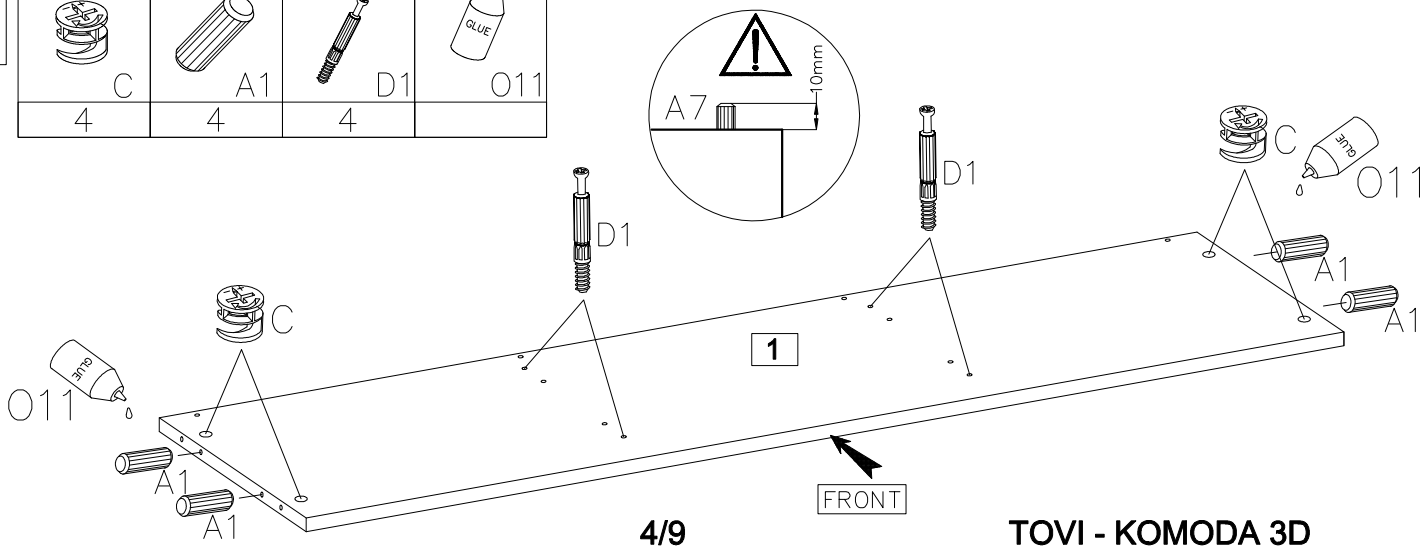

3

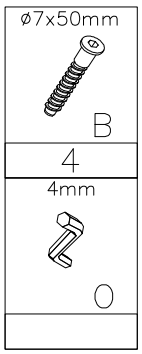

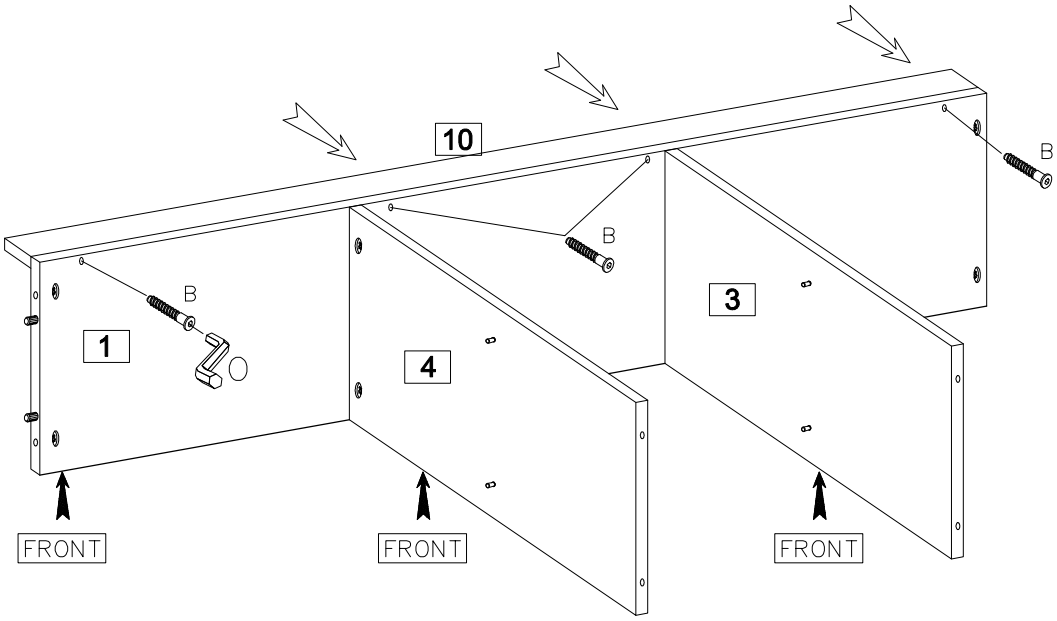



4

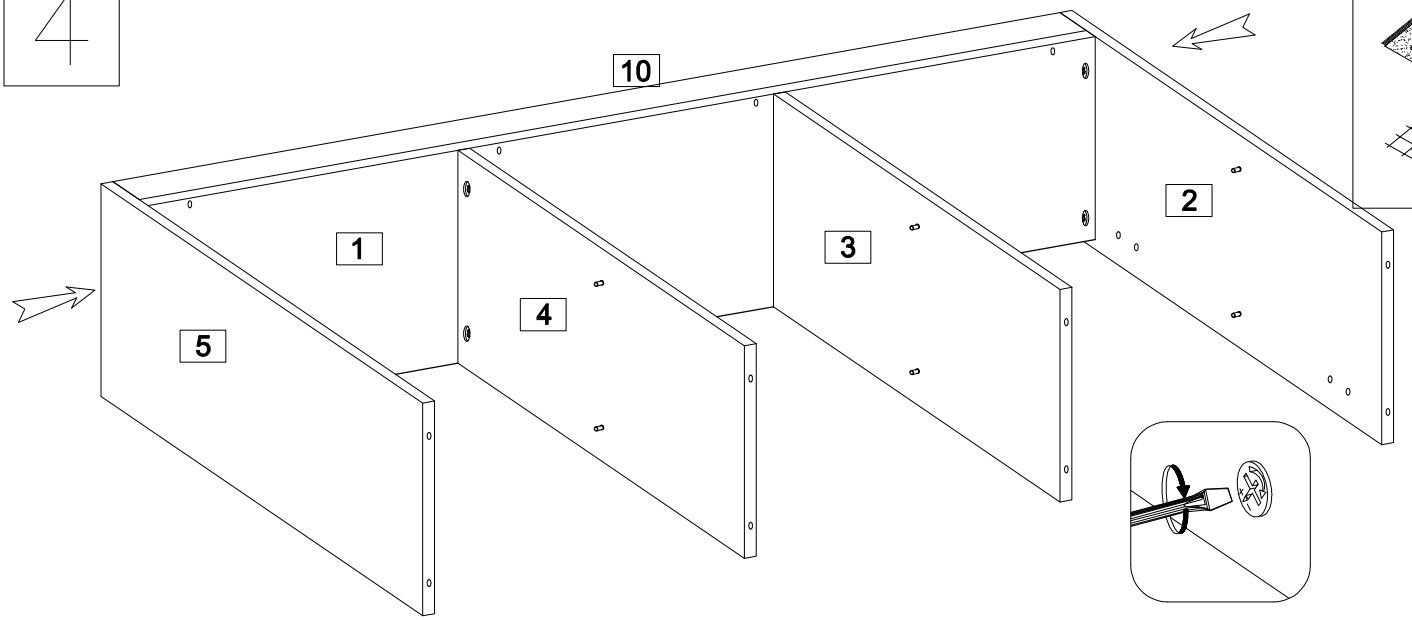

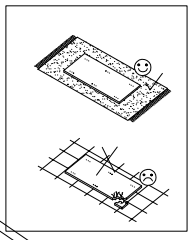

5

ø7x50mm	4mm
B	O
8	

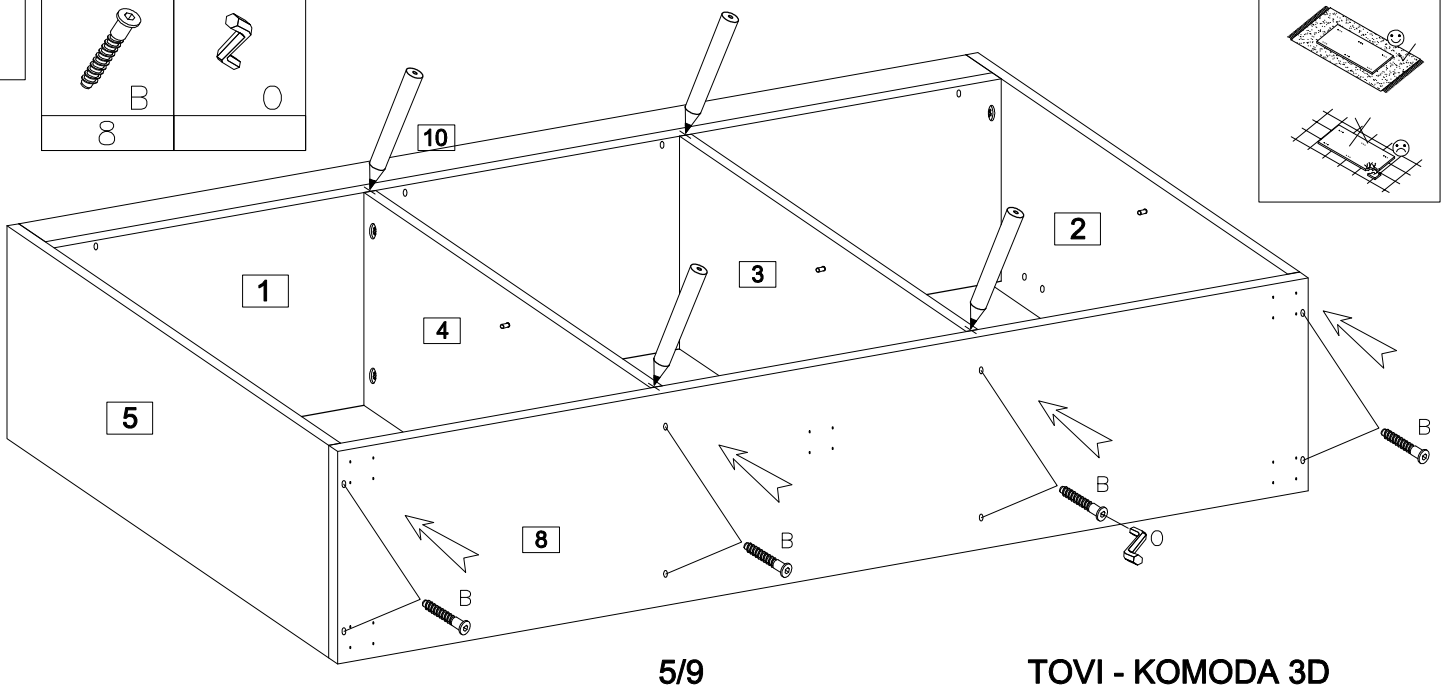



6

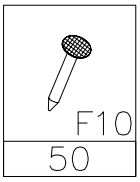
F10
50



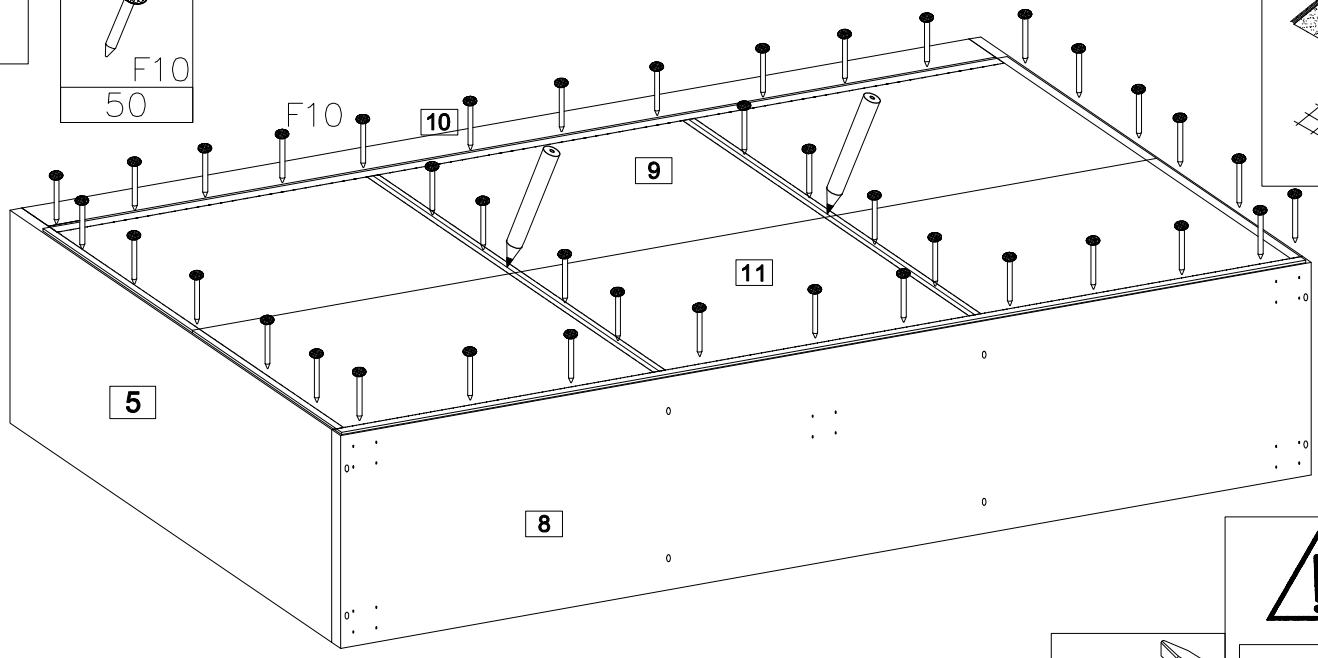
F10
10
9
11
5
8

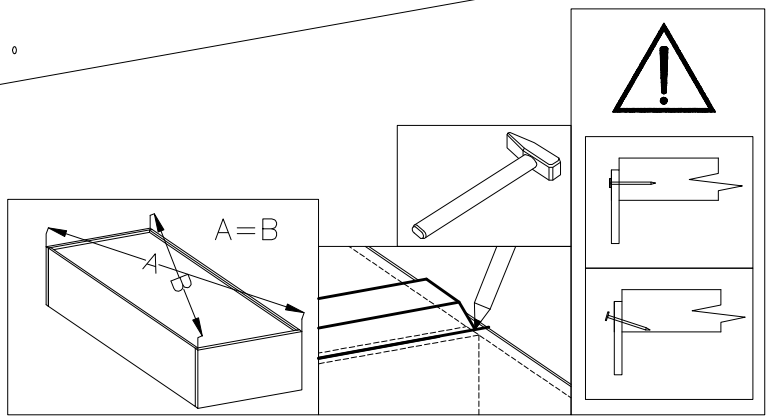
A=B
A

7

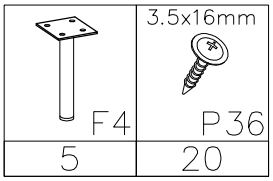
3.5x16mm
F4
P36
5
20

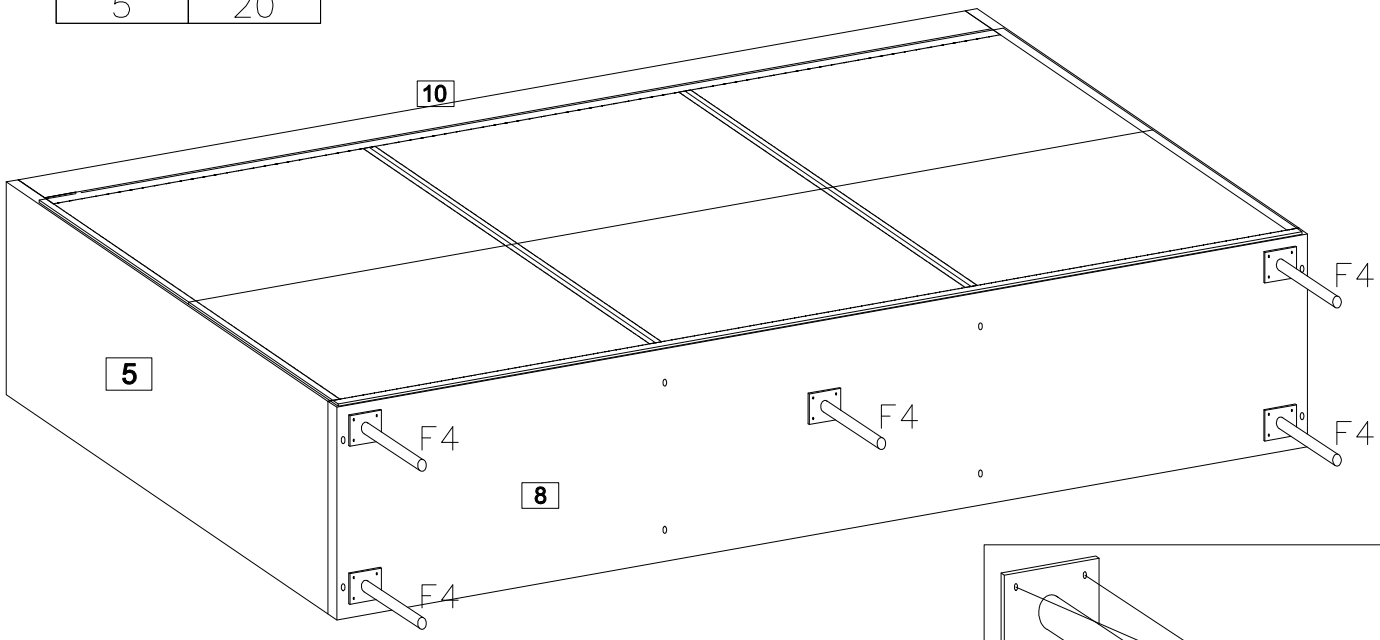
10
5
F4
F4
F4
F4
8
F4

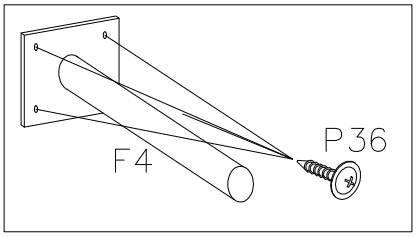
P36
F4

8


OK

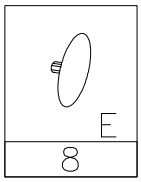
E
8

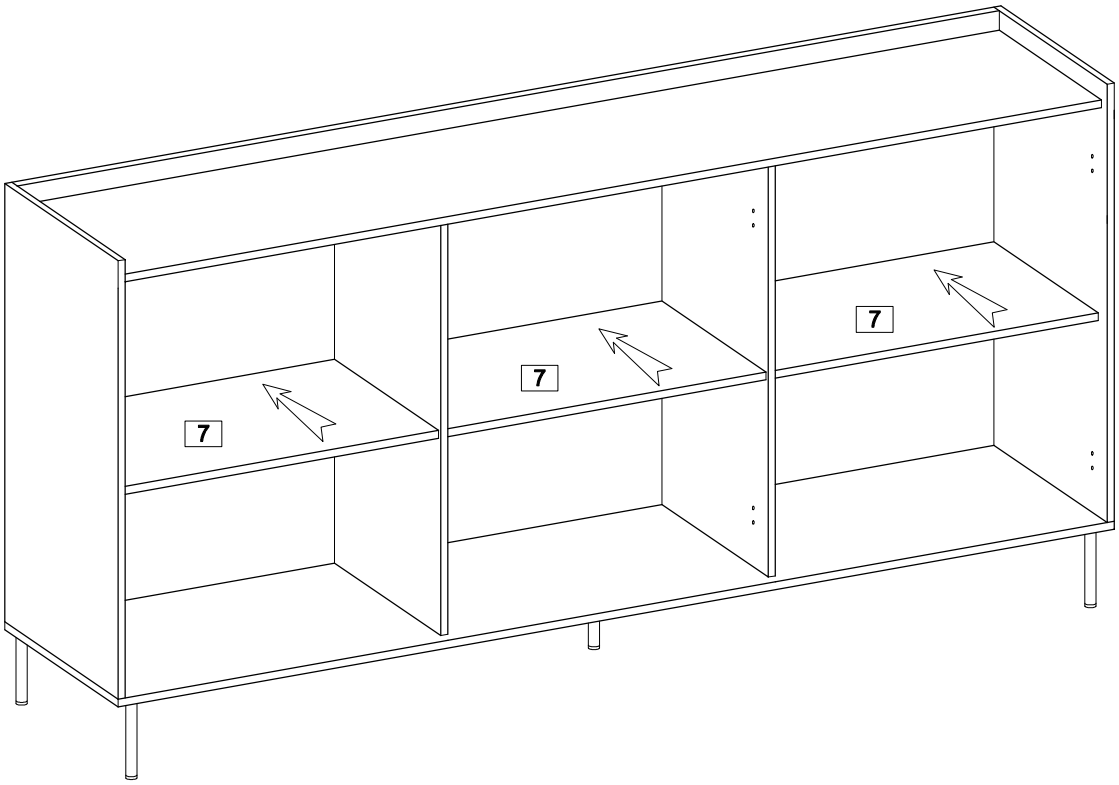
7
7
7

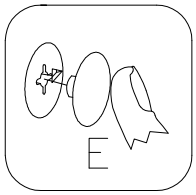
E

9

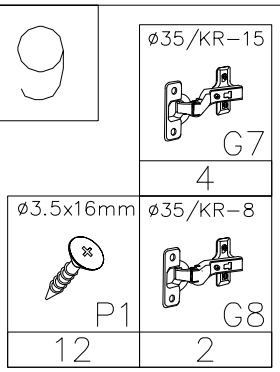
ø35/KR-15
G7
4
ø3.5x16mm
P1
12
ø35/KR-8
G8
2

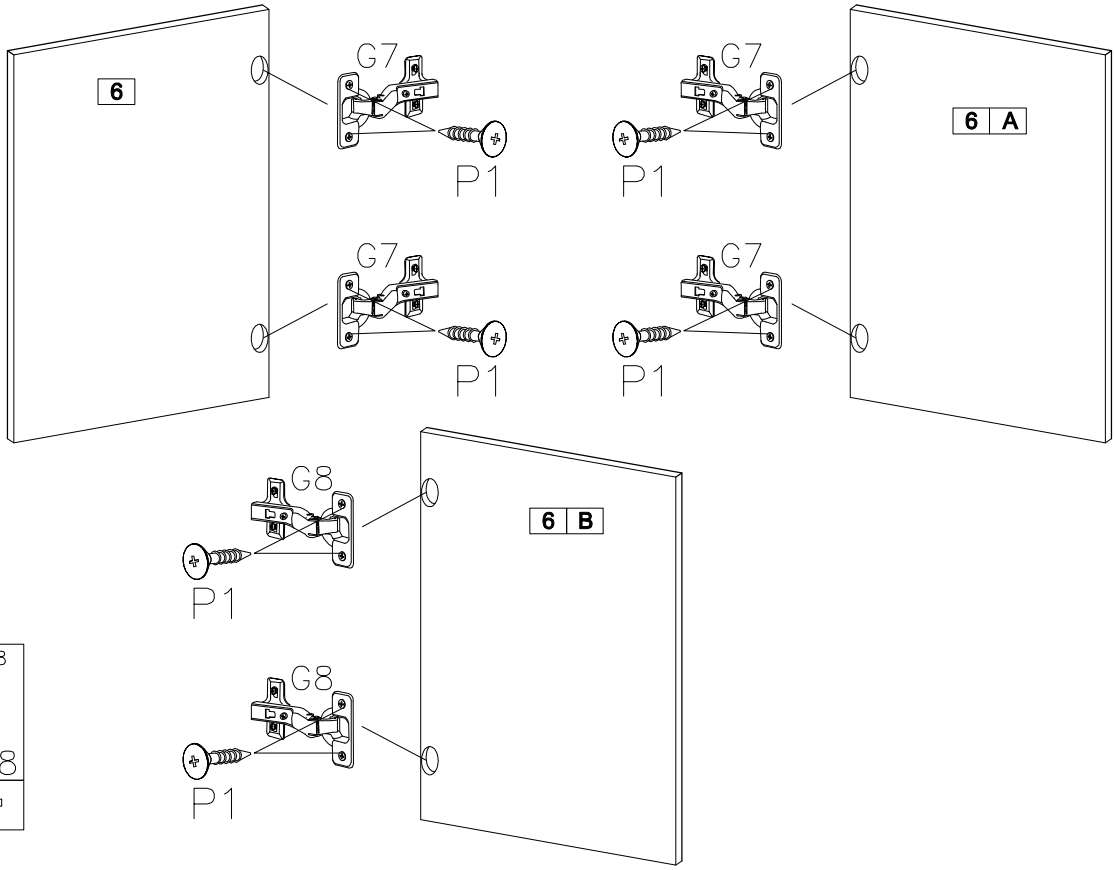
6
G7
P1
G7
P1
6 A
G7
P1
G7
P1
G8
P1
6 B
G8
P1

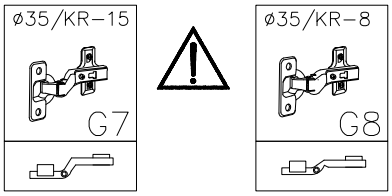
ø35/KR-15
G7
ø35/KR-8
G8

10

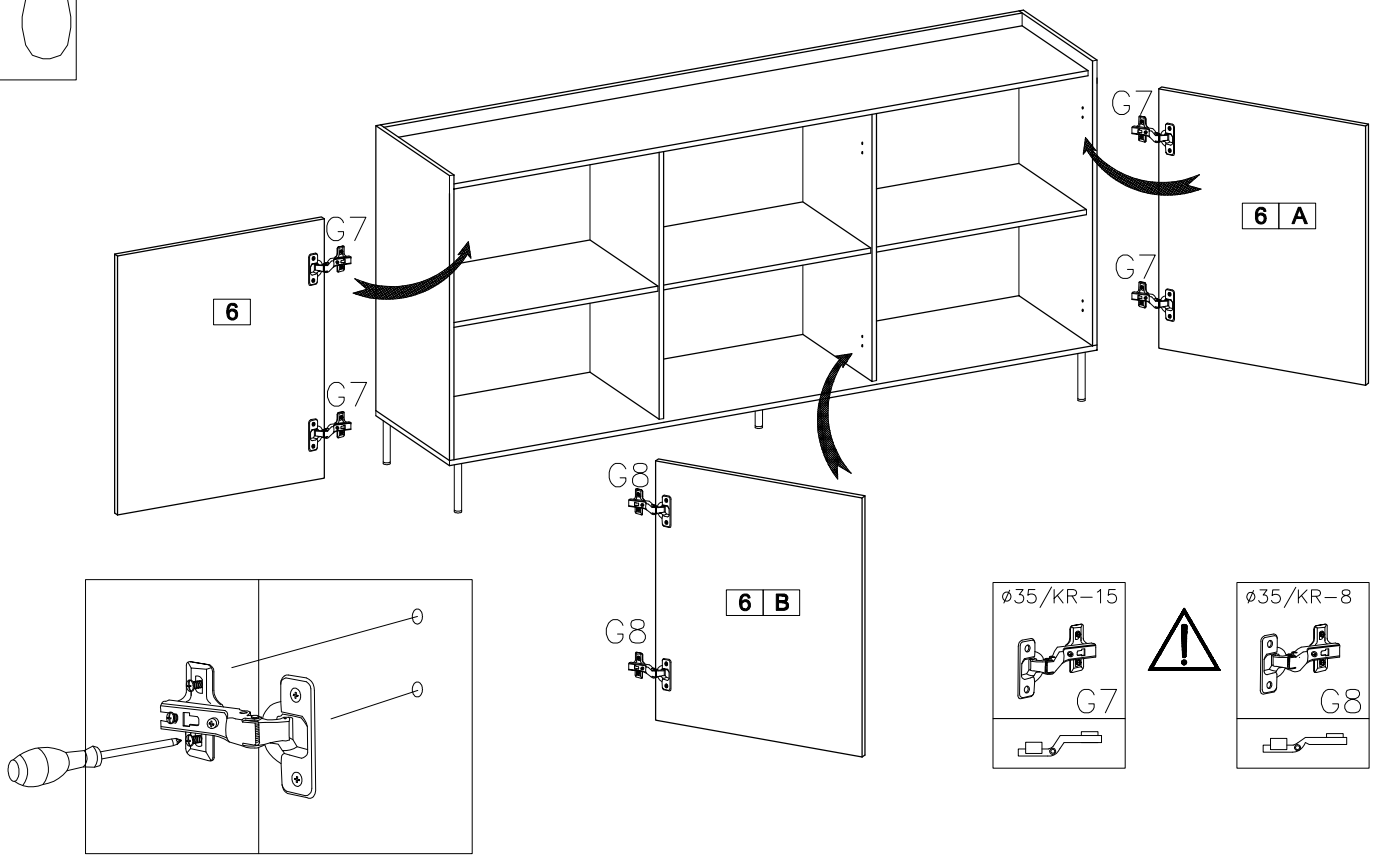

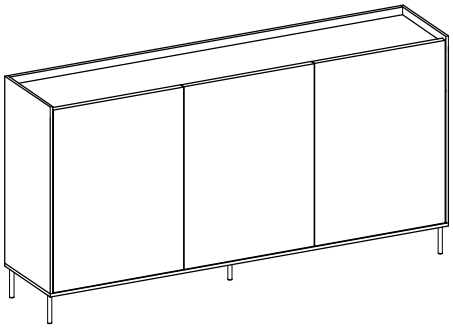

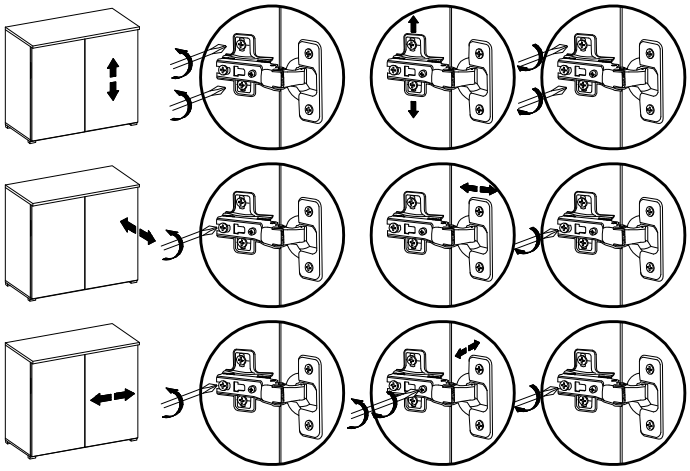

11

A

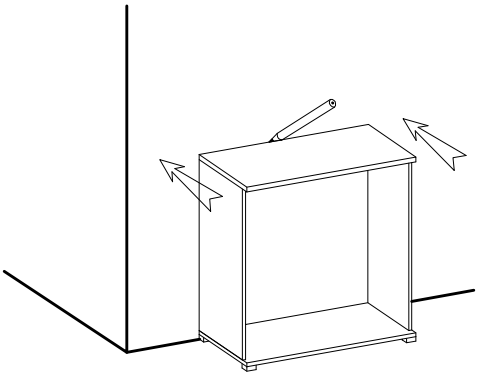

B

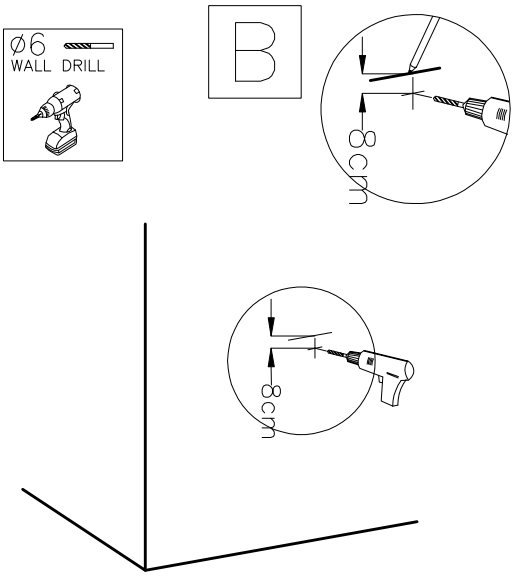

C

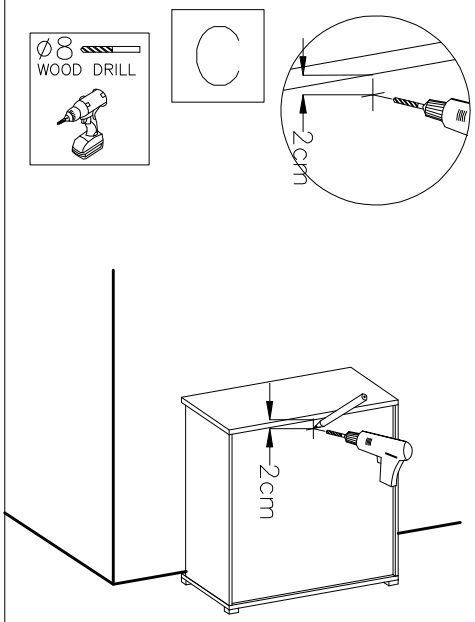

D



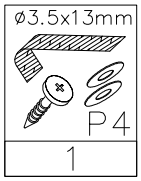

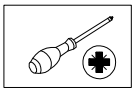

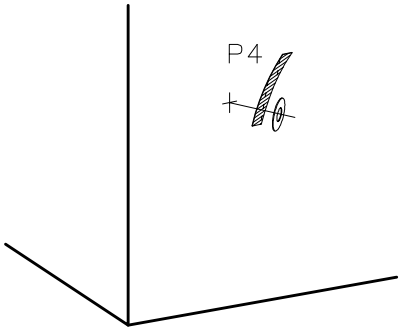
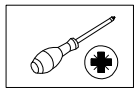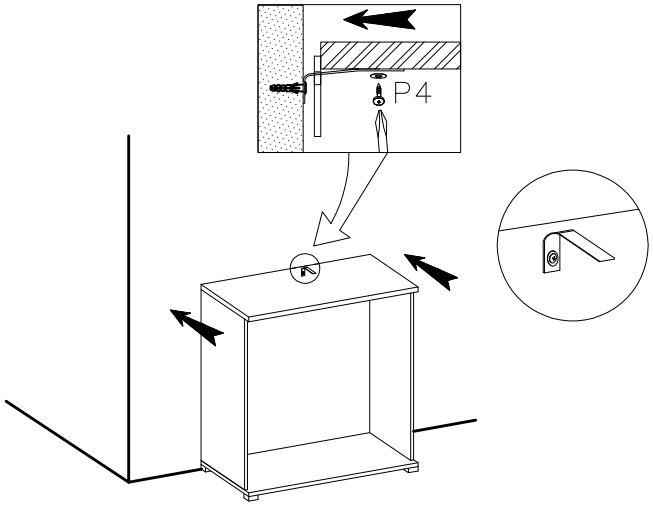
E